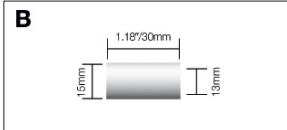



## ESB Nozzles




Stock Code	Description	Bore	Model
A 366-946-880	Nozzle + Insulator	.43"/11mm	PSF 160
366-854-880	Nozzle + Insulator	1/2"/13mm	PSF 160




Stock Code	Description	Bore	Model
B 366-396-001	Nozzle Insulator	N/A	PSF 160




Stock Code	Description	Bore	Model
C 366-946-881	Nozzle + Insulator	15/32"/12mm	PSF 250
366-854-881	Nozzle + Insulator	9/16"/14mm	PSF 250




Stock Code	Description	Bore	Model
D 366-396-002	Nozzle Insulator	N/A	PSF 250



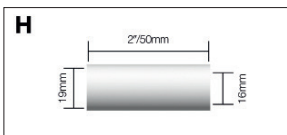
Stock Code	Description	Bore	Model
E 366-946-882	Nozzle + Insulator	1/2"/13mm	PSF 305/315
366-854-882	Nozzle + Insulator	5/8"/16mm	PSF 305/315



Stock Code	Description	Bore	Model
F 366-396-003	Nozzle Insulator	N/A	PSF 305/315

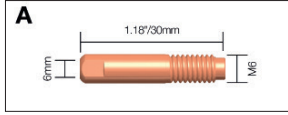


Stock Code	Description	Bore	Model
G 366-946-883	Nozzle + Insulator	9/16"/14mm	PSF 400/405
366-854-883	Nozzle + Insulator	5/8"/16mm	PSF 400/405

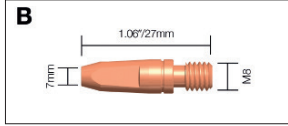


Stock Code	Description	Bore	Model
H 366-396-004	Nozzle Insulator	N/A	PSF 400/405

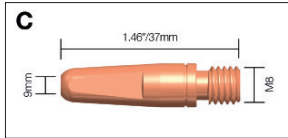
## ESB Contact Tips



Stock Code	Description	Wire Size	Material	Model
A 153-500-001	Contact Tip M6	0.6mm/.023"	ECu	Range
153-500-002	Contact Tip M6 (CO <sub>2</sub> )	0.8mm/.030"	ECu	Range
153-500-003	Contact Tip M6	0.8mm/.030"	ECu	Range
153-500-004	Contact Tip M6	0.9mm/.035"	ECu	Range
153-500-005	Contact Tip M6	1.0mm/.040"	ECu	Range
153-500-006	Contact Tip M6	1.2mm/.045"	ECu	Range

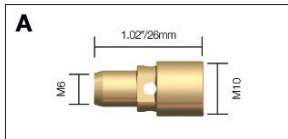


Stock Code	Description	Wire Size	Material	Model
B 468-500-001	Contact Tip M6	0.6mm/.023"	CuCrZr	Range
468-500-002	Contact Tip M6 (CO <sub>2</sub> )	0.8mm/.030"	CuCrZr	Range
468-500-003	Contact Tip M6	0.8mm/.030"	CuCrZr	Range
468-500-004	Contact Tip M6	0.9mm/.035"	CuCrZr	Range
468-500-005	Contact Tip M6	1.0mm/.040"	CuCrZr	Range
468-500-006	Contact Tip M6	1.1mm/.043"	CuCrZr	Range
468-500-007	Contact Tip M6	1.2mm/.045"	CuCrZr	Range
468-500-008	Contact Tip M6	1.4mm/.055"	CuCrZr	Range

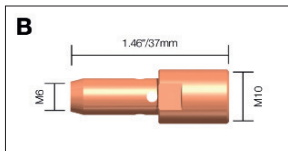


Stock Code	Description	Wire Size	Material	Model
C 468-502-003	Contact Tip M8	0.8mm/.030"	CuCrZr	Range
468-502-004	Contact Tip M8	0.9mm/.035"	CuCrZr	Range
468-502-005	Contact Tip M8	1.0mm/.040"	CuCrZr	Range
468-502-006	Contact Tip M8	1.1mm/.043"	CuCrZr	Range
468-502-007	Contact Tip M8	1.2mm/.045"	CuCrZr	Range
468-502-008	Contact Tip M8	1.4mm/.055"	CuCrZr	Range
468-502-009	Contact Tip M8	1.6mm/1/16"	CuCrZr	Range
468-502-010	Contact Tip M8 (CO <sub>2</sub> )	1.6mm/1/16"	CuCrZr	Range

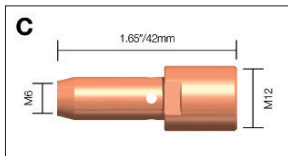
## ESB Tip Adaptors



Stock Code	Description	Tip Thread	Neck Thread	Model
A 469-279-001	Tip Adaptor	M6	M10	PSF160

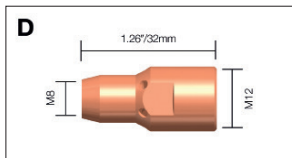


Stock Code	Description	Tip Thread	Neck Thread	Model
B 366-314-001	Tip Adaptor	M6	M10	PSF250



Stock Code	Description	Tip Thread	Neck Thread	Model
C 366-394-001	Tip Adaptor	M6	M12	PSF305/315

MISC MIG



Stock Code	Description	Tip Thread	Neck Thread	Model
D 366-394-002	Tip Adaptor	M8	M12	PSF400/405


## ESB Liner Selector Chart

Stock Code	Description	Length	Wire Size	Model	PSF160*	PSF250*	PSF305	PSF400
A 366-359-882	Steel Liner	3m	.023"- .030" / 0.6mm-0.8mm		<input checked="" type="checkbox"/>	<input checked="" type="checkbox"/>	<input checked="" type="checkbox"/>	<input checked="" type="checkbox"/>
A 366-549-883	Steel Liner	4.5m	.023"- .030" / 0.6mm-0.8mm		<input checked="" type="checkbox"/>	<input checked="" type="checkbox"/>	<input checked="" type="checkbox"/>	<input checked="" type="checkbox"/>
A 366-549-884	Steel Liner	3m	.035"- .040" / 0.9mm-1.0mm		<input checked="" type="checkbox"/>	<input checked="" type="checkbox"/>	<input checked="" type="checkbox"/>	<input checked="" type="checkbox"/>
A 366-549-885	Steel Liner	4.5m	.035"- .040" / 0.9mm-1.0mm		<input checked="" type="checkbox"/>	<input checked="" type="checkbox"/>	<input checked="" type="checkbox"/>	<input checked="" type="checkbox"/>
A 366-549-886	Steel Liner	3m	.045" / 1.2mm		<input checked="" type="checkbox"/>	<input checked="" type="checkbox"/>	<input checked="" type="checkbox"/>	<input checked="" type="checkbox"/>
A 366-549-887	Steel Liner	3m	.045" / 1.2mm		<input checked="" type="checkbox"/>	<input checked="" type="checkbox"/>	<input checked="" type="checkbox"/>	<input checked="" type="checkbox"/>
A 366-549-888	Steel Liner	3m	1/16" / 1.6mm		<input type="checkbox"/>	<input type="checkbox"/>	<input type="checkbox"/>	<input type="checkbox"/>
A 366-549-889	Steel Liner	4.5m	1/16" / 1.6mm		<input type="checkbox"/>	<input type="checkbox"/>	<input type="checkbox"/>	<input type="checkbox"/>
A 366-550-884	Nylon Liner	3m	.035"- .040" / 0.9mm-1.0mm		<input checked="" type="checkbox"/>	<input checked="" type="checkbox"/>	<input checked="" type="checkbox"/>	<input checked="" type="checkbox"/>
A 366-550-885	Nylon Liner	4.5m	.035"- .040" / 0.9mm-1.0mm		<input checked="" type="checkbox"/>	<input checked="" type="checkbox"/>	<input checked="" type="checkbox"/>	<input checked="" type="checkbox"/>
A 366-550-886	Nylon Liner	3m	.045" / 1.2mm		<input type="checkbox"/>	<input type="checkbox"/>	<input type="checkbox"/>	<input type="checkbox"/>
A 366-550-887	Nylon Liner	4.5m	.045" / 1.2mm		<input type="checkbox"/>	<input type="checkbox"/>	<input type="checkbox"/>	<input type="checkbox"/>
A 366-550-891	Nylon Liner	4.5m	1/16" / 1.6mm		<input type="checkbox"/>	<input type="checkbox"/>	<input type="checkbox"/>	<input type="checkbox"/>

■ Solid Box = Recommended Liner

□ Clear Box = Compatible Liner

\*Torch models are not illustrated but are available to order as a Custom Build, please contact the sales office for more information.



All Liners supplied with Euro and Power Pin Nipple.